

WATER CRYSTAL PICTURES

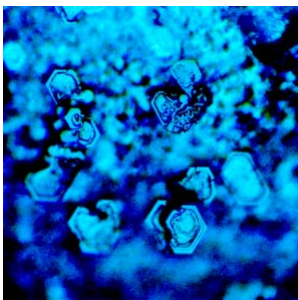
CREATED BY DR MASARU EMOTO

The starting water was Duisburg tap water. Comparative images of untreated water from other surrounding cities look similar.

The water samples to be examined were given to Dr. Bohres (Bohres GmbH, Duisburg) in 2001. Handed over personally to Emoto in Germany for evaluation.


The images below show very clearly a gradual improvement in the crystalline structure of the water.

Through the application of the UMH technology, a perfect water crystal is formed again, which shows great similarity to naturally occurring springs.




untreated tap water

→




after coal block filtering

→



additionally after microfiltration and Actimo Wirbler

→



like the 3rd picture plus UMH energizing

The beginning of the water study by Dr. Masaru Emoto, after meeting water researcher Dr. Lee H. Lorenzen at the University of California at Berkely, where he specialized in the information storage capacity of microcluster water and has scientifically proven many of his results. Inspired by these investigations, Dr. Emoto developed a process with which he was able to visualize the forming power in the water droplet through a specific freezing process.

dr Emoto: "It became clear to me that I had found an indication of the quality of the water through the water crystals. I was able to learn a lot from these pictures."

dr Even before the discovery by Prof. Kröplin, University of Stuttgart, Emoto was researching a method for pictorially representing water qualities (see study report by Prof. Dr. Kröplin).